

Technical Description

FX Extractor arms - ESD/EX

Wall/ceiling/floor model - 50, 75 and 100 mm



General description

Extractor arms mainly for use in ESD (Electrostatic discharge) environments, such as the electronic industry when working with soldering or similar. All parts have a resistance to ground less than $3.3 \times 10^6 \Omega$. For use in explosive environments according to the ATEX directive. Recommended for use in zone 1, 2 and 21, 22.

Arm sections

Thin walled anodized aluminum sections with a very good corrosion resistance against solvents etc. In contacts with alkaline materials the surface can be stained or damaged.

Swivel

Swivel with 360 degree rotation. Add reduction for correct connection diameter.

Joints

The adjustment knobs on the friction joints are supported by ball-bearings. The first joint is supported by a spring (not $\varnothing 50-700$ and $\varnothing 100-1200$). 360 degree rotation where indicated.

Mini hood

The Mini hood is supplied together with the arm and is also interface to the multi purpose and metal hood.

Mounting

The arms can be mounted on ceilings, walls and floors or fixed to tables. By using an extension profile the arm's operational reach can be increased.

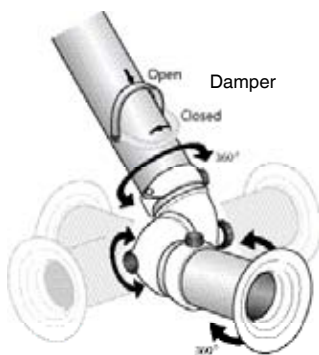
Other

All the arms are provided with dampers, tight down to an underpressure of 3500 Pa. Air temperature -10°C to 70°C . Material recovery: 99% by weight.

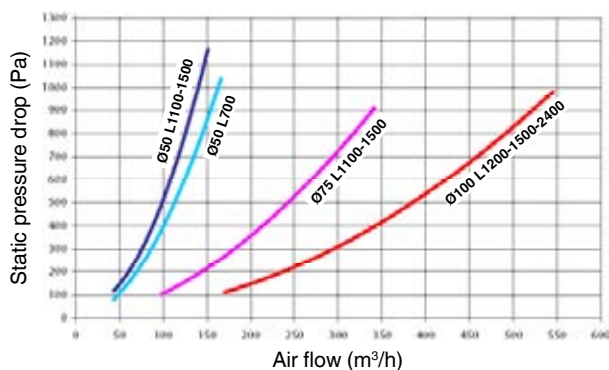
Accessories

For brackets, hoods, reductions and hoses, see Technical Description "FX Extractor arms Accessories".

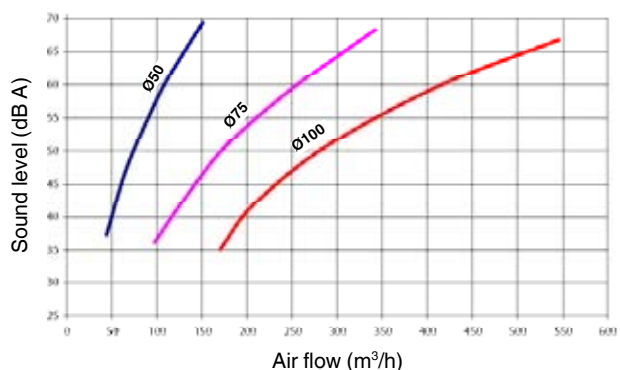
Swivel and link functions



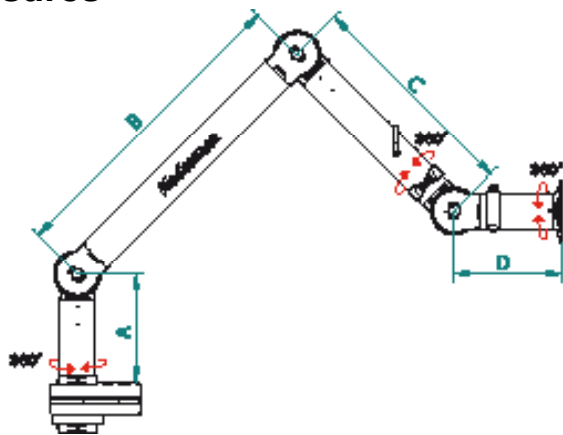
Pressure drop



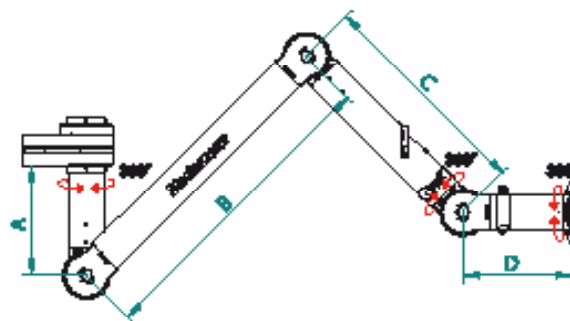
Sound level



Measures



FX arm with ventilation connection downwards.



FX arm with ventilation connection upwards.

Measures and Part numbers

Connection direction*	Diameter (mm)	A (mm)	B (mm)	C (mm)	D (mm)	Length (mm)	Weight (kg)	ORIGINAL Part No.
Down	50	250	400	400	230	1100	2.5	70530244
Down	50	250	700	500	230	1500	2.8	70530444
Down	75	250	420	420	250	1100	3.3	70560144
Down	75	250	700	500	250	1500	3.5	70560344
Down	100	260	750	750	270	1800	5.9	70590244
Up/Down	50	250	400	-	230	700	1.9	70530144
Up/Down	100	260	450	450	270	1200	4.8	70590144
Up	50	250	400	400	230	1100	2.5	70530344
Up	50	250	700	500	230	1500	2.8	70530544
Up	75	250	420	420	250	1100	3.3	70560244
Up	75	250	700	500	250	1500	3.5	70560444
Up	100	260	750	750	270	1800	5.9	70590344
Up	100	330	1010	1010	270	2400	6.9	70590544

*Note: Different spring mechanisms are fitted depending on connection direction

Materials

Description Original arm	Material
Flange	PP, conductive
Tubes	Aluminium, anodized 10 µm
Joints	PP with glass fibre reinforcement, conductive
Plastic rings	PP with glass fibre reinforcement, conductive
Axial locking rings	PP with glass fibre reinforcement, conductive
Adjustment knobs	PP with glass fibre reinforcement screws in galvanized steel, conductive
Threaded shaft inside joints	Stainless steel
Damper blade	Thermo Plastic Elastomer
Damper adjustment handle	Aluminium, anodized 10 µm
Internal spring	Stainless steel
Bearings swivel	PP with glass fibre reinforcement, conductive
Swivel	Aluminium
Rivets	Aluminium

Airflows

Recommended airflows	
Ø 50	50-110 m³/h
Ø 75	110-240 m³/h
Ø 100	200-450 m³/h

Nederman

nedermanstore.com
866-455-2129